


## MANUAL OF LED PANEL LIGHT

600x600mm (2ft x2ft)




### I. Main Features

1. Ultra-thin design with uniformly edge-light emitting.
2. Super bright light source: LumenMax SMD LED chips.
3. Extra insulation design capable of withstanding high voltage up to 3750V.
4. High power efficiency with UL listed LED driver.
5. Instant-start luminaries without delay. Shock and vibration resistant
6. Eco-friendly, no flicker, no UV or infrared radiation, mercury free, no RF interference.
7. Easy installation and ideal replacement for traditional panel light, florescent light and grid light.
8. Excellent energy saving: 55%-70% electricity cost less than that of traditional panel light
9. Professional thermal management ensures long life-span of over 50,000 hours.
10. Suitable for applications in commercial lighting, decorative lighting and office lighting.
11. Single color, RGB and dimmable panel lights are available upon request.

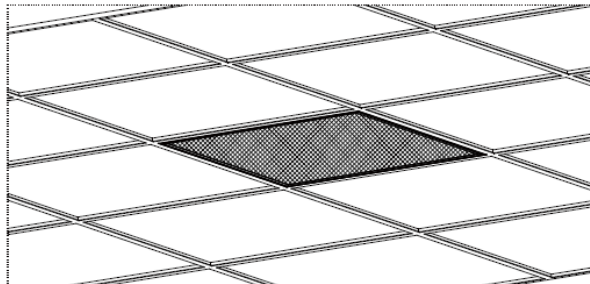
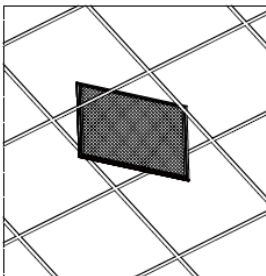
### II. Technical Specifications

Model No.	TA-PL0606-36W			TA-PL0606-48W			TA-PL0606-60W		
Order No.	TA-PL0606-36W-WW	TA-PL0606-36W-PW	TA-PL0606-36W-CW	TA-PL0606-48W-WW	TA-PL0606-48W-PW	TA-PL0606-48W-CW	TA-PL0606-60W-WW	TA-PL0606-60W-PW	TA-PL0606-60W-CW
Dimension	600 x 600 x11mm								
Power Consumption	36W			48W			60W		
Input Voltage & Frequency	80-265VAC 50/60Hz								
Light Source (Lumenmax)	SMD 3014 x 352pcs			SMD 3014 x 480pcs			SMD 3014 x 600pcs		
Color Temperature	2700-3700K	4000-5300K	5500-6700K	2700-3700K	4000-5300K	5500-6700K	2700-3700K	4000-5300K	5500-6700K
Luminous Flux	2600-3000lm			3400-3800lm			4000-4600lm		
CRI (Ra)	≥75@6500K (≥80@3000K)								

Beam Angle	120°
Working Temperature	-20°C~65°C (10%~90%RH)
Housing Material	Aluminum Alloy Frame + PMMA Cover
IP Rating	IP42
LED Lifespan	50,000 hrs
Weight	G.W 4.8kg/pc    N.W. 4.2kg/pc
Package	1 pc in Individual Inner Box and 5 pcs in Carton, Carton Dimension: 730 x 700 x 170mm
Warranty	2 years
Options	Single color, RGB and dimmable panel lights are available upon request
Certificate	

### III. Installation

#### (1) Flush Mount to False Ceiling



#### (2) Suspended Mount

